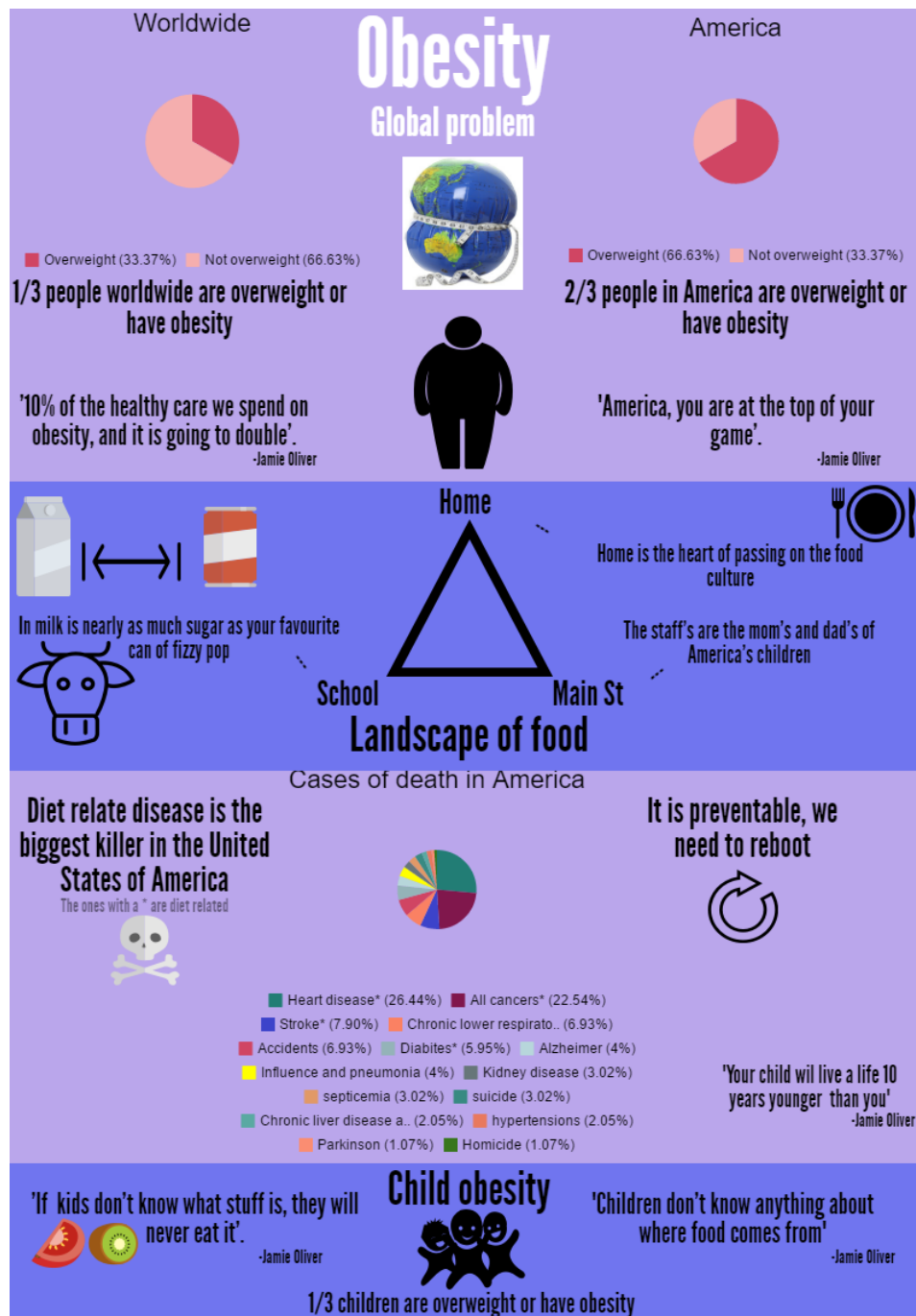


Listening/watching assignment: Watch Jamie Oliver's Ted Talk on teaching kids about food and obesity. Make an infographic about this talk. In your book is an example of an infographic. Your infographic should contain a graph, drawings/pictures and crucial information from the Ted Talk.

Student's outcome:



Literature: Read the Perks of being a wallflower and in threesomes create a pinboard on Pinterest, showing how you perceive the story by visualising parts of the novel.

Students' outcome:

The screenshot shows a Pinterest board titled "The perks of being a wallflower" with 30 pins and 68 followers. The board is a collection of images and text related to the novel. The pins include:

- A close-up of two young women's faces.
- A drawing of a person's face with the caption: "This is how Charlie felt he is sexually abused by his aunt..."
- A photo of two people sitting on a pier with the caption: "Sam once told Charlie he can't just sit there..."
- A silhouette of a person being held or restrained with the caption: "Charlie was invisible and the people at his school treated..."
- A quote: "we accept the love that we think we deserve"
- A photo of a person in a field with the caption: "Charlie was in love with Sam. He thought that Sam and..."
- A photo of a person's face with the caption: "I think this was the most important quote in the book. The..."
- A photo of a person's face with the caption: "Charlie was desperate and looked for help by a therapist. It..."
- A photo of a person's face with the caption: "Charlie kept a journal which helped him a lot. He wrote..."
- A photo of a person's face with the caption: "Brad was getting hit by his father for being gay. When his..."

**Pronunciation:** In pairs read one page, of the English novel you are reading currently, out loud. You will rate each other's pronunciation by giving thumbs. Place the thumbs behind the different skills to give feedback to your classmate. After that discuss why you rated his/her skills this way.

Skill/notes	Thumbs up/in the middle/down
The pronunciation of the R sounds English	
The words are glued/linked together.	
Intonation is lively.	
The TH is properly pronounced (with the tongue between the teeth) and doesn't sound like a t/d/f/s	
The voiced consonants at the end of words are pronounced voiced.	

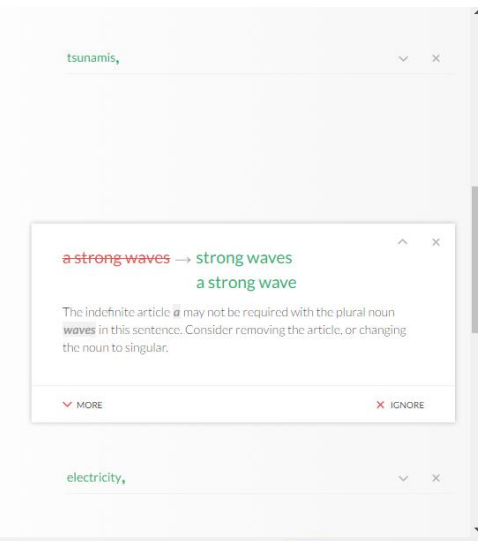
\*cut out the thumbs first ☺



**Writing: Upload your letter to [www.grammarly.com](http://www.grammarly.com) and let the program check your writing. Write a reflection on what you learnt from the feedback of grammarly and write down questions which might arise after reading grammarly's feedback.**

your prestigious school. The study is about designing houses, buildings, highways and even embankments. The planet earth had lost many lives due to natural disasters like earthquakes, tsunamis and even thunderstorms. My dream is to design multiple buildings that can endure these natural disasters to save many lives as possible. For instance: A person wants to flee into the sea but due to the tsunami he cannot use a raft, but a raft is not usable for no longer than three months. So the solution i thought about was to build a house that can withstand a strong waves and liveable for a longer period. For electricity you have sun panels and a water dynamo to produce the electric power. A basic aggregation garden for not only fruits but also vegetables also this garden can be placed at the roof for (natural) sunlight or inside the house so you have a basic production for food. Alternatively, if you want to eat fish you can just catch them with rods or fishnets. The only downside is that you don't have any way to contact someone else because of the lack of wifi.






My name is .... and I have just turned eighteen last month. I reside at my



# Poetic devices: Let students participate in a Kahoot quiz on poetic devices.

New K! My Kahoots (6) Dollard College Winschoten (0) Public Kahoots (13.6m) FAQ Support Bettybos

### Questions [Show ALL answers](#)

	1. This picture is an example of <a href="#">Show answers</a>	20 Seconds	4 Choices
	2. This picture shows an example of <a href="#">Show answers</a>	20 Seconds	4 Choices
	3. This picture shows you what? <a href="#">Show answers</a>	30 Seconds	4 Choices
	4. 'This love is like fire and ice. This love is like rain and blue skies.' =example of? <a href="#">Show answers</a>	30 Seconds	4 Choices
	5. 'You hunted me down like a wolf, a predator. I felt like a deer in the lights.' This simile... <a href="#">Show answers</a>	20 Seconds	4 Choices

Quick result/overview of student's performance.

Offers opportunity for feedback.

Saves the teacher time in checking students' work.

Gives student insight on own performance.

Visualisation of studied materials helps them remember more easily.

Offers determination for personalized learning.

Students learn from each other.

Improves student talking time.

Fun in competition element.

Suitable for reflection.

Invites students to collaborative learning.

More fun to check student's work.

Invites students to use their creativity.

Students can show more skills combined with their language skills.

Encourages students to ask questions about their learning.

Makes their learning/progress visible.

Gives student trust to grow without losing points anywhere.